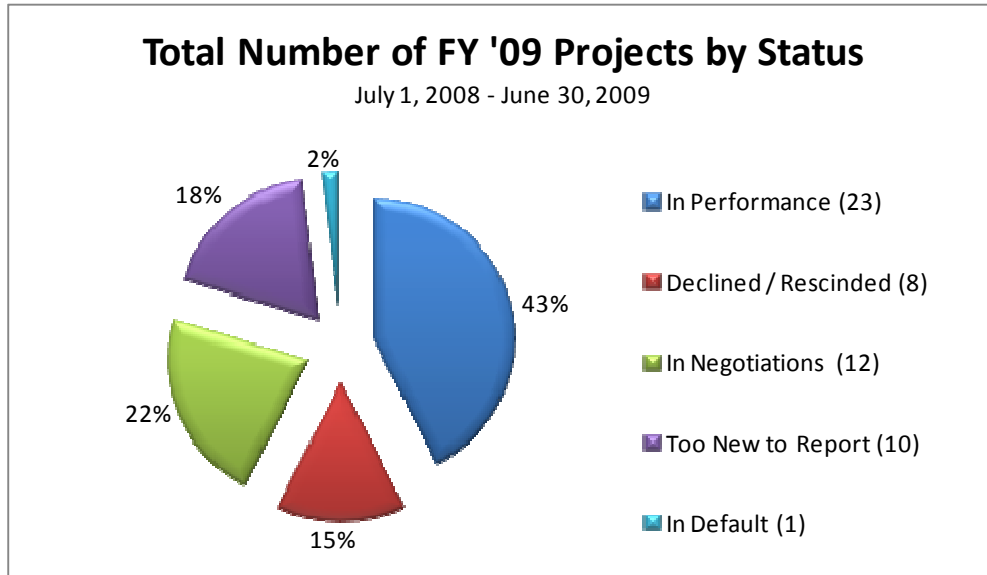


Fiscal Year 2009 Activity

54 projects were awarded between July 1, 2008 – June 30, 2009. The chart below shows the status of these awards as of June 30, 2009:



Project Status Definitions

Projects in Contract Negotiations - This status category indicates that an award has been made, but no contract has been signed. This designation means that the Department and the business had not completed contract negotiations as of June 30, 2009.

Projects Too New to Report (April, May, June 2009 awards) - Awards made during the last three months of Fiscal Year 2009 are not required to submit an annual project status report because they are too new to have activity to report.

Projects in Default - The Department has determined that the project performance does not meet the contractual obligations and the Department issued a written Notice of Default as of 6/30/09. The Notice allows for a contractually designated cure period to correct the default. If not corrected, collection activities are initiated.

Projects Under Contract – In Performance - Projects assigned to this status category have signed contracts with the Department for the funded Project. It means that one or more of the Funding Agreements associated with the Project is active and the Project Completion Date(s) is later than June 30, 2009. A Project's Master Contract remains in this category as long as there are open Funding Agreements.

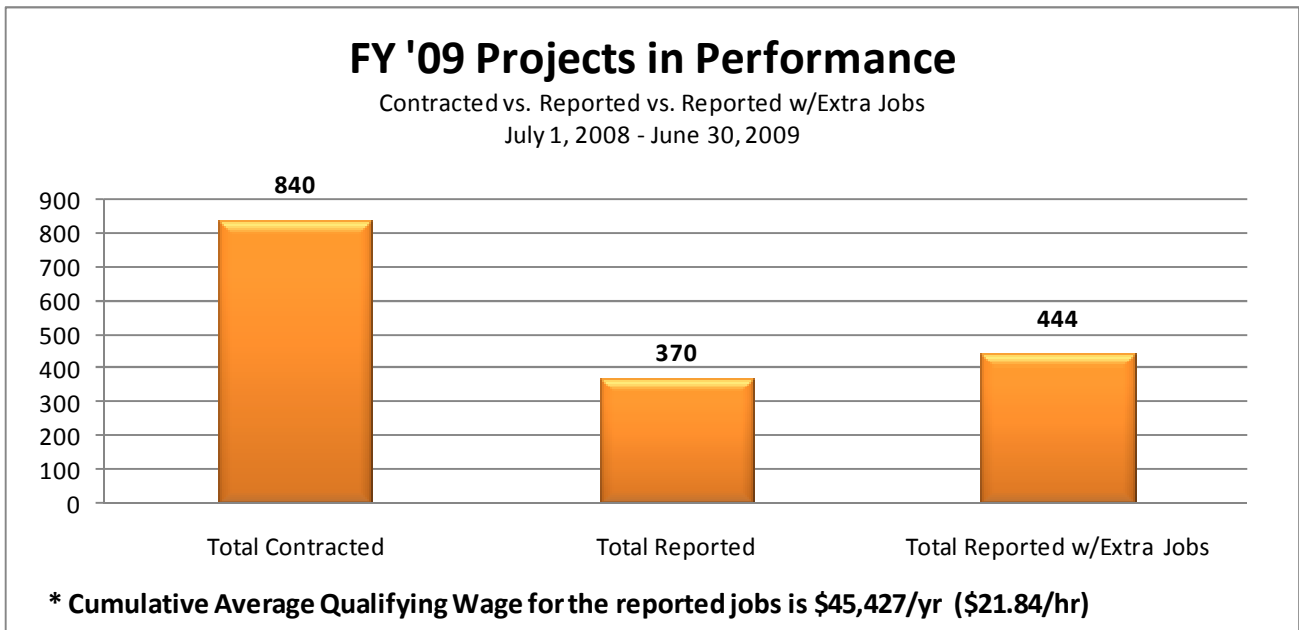
Projects Declined or Rescinded - Not all awards result in final contracts. Sometimes awards are voluntarily declined by the business, sometimes the Department or the Board rescinds an award and in some situations the parties mutually agree to terminate a signed contract. Such projects are listed under this status category.



Counting jobs / Tracking wages and investment Active and Completed projects

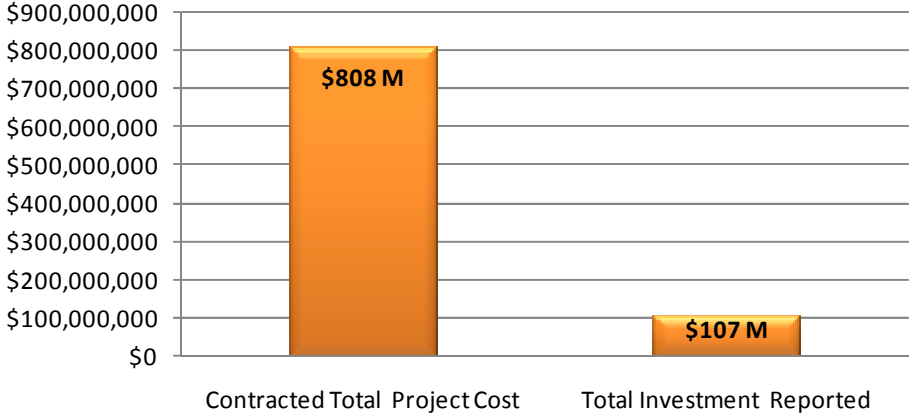
Of the 54 awards made by the Department, 23 are “active.” Active projects are listed in the “Performance” category. Below, please find a job summary of these projects:

Number of active projects	23
Number of contracted jobs	840
Total jobs reported	444
Average Qualifying Wage	\$45,427/yr (\$21.84/hr)
Contracted Total Project Cost	\$808,082,865
Expenditures reported	\$106,706,487
Reported % spent by private sources	95%
Reported % spent by local government sources	2%
Reported % spent by IDED sources	3%
Amount of direct funding awarded	\$5,815,000
Amount of direct funding released	\$3,114,000
Estimated amount of tax credit benefits awarded	\$14,825,628



FY '09 Projects in Performance

Total Project Cost vs. Reported Expenditures



FY '09 Reported Expenditures

Private vs. Local vs. IDED

Total Reported Expenditures \$106,706,487



Note: IDED Expenditures are reported by the business and are not verified by IDED until "Project Completion." This amount may contain direct financial assistance and awarded tax credit benefits.

New projects and projects in negotiation

Projects that are “Too New to Report” and “In Negotiations” were not required to report this cycle. Most of these awards have yet to finalize a contract with the Department. For this reason, we refer to these projects as “inactive” for the purposes of this report.

Projects that are “In Default” have violated a clause in their contract and now have a window of opportunity to cure. If the problem is corrected, the Project will revert back to its prior status (most likely Performance or Maintenance). If the problem is not corrected, the Project will be sent to Collections for further action. As of the time frame covered by this report, the projects listed in “Default” were still within their window of opportunity to cure, so for the purposes of this report, we will also refer to these projects as “inactive.”

Of the 54 awards made by the Department in FY 2009, 23 are “inactive.” Below, please find a job summary of these projects:

Number of inactive projects	23
Number of projected jobs	2,203
Projected Total Project Cost	\$466,561,428
Amount of direct funding awarded	\$19,130,851
Amount of direct funding released	\$0
Estimated amount of tax credit benefits awarded	\$9,574,688

Awards that were declined or rescinded

Projects that are “Declined / Rescinded” were awarded Departmental funding, but have chosen not to accept the award, or the award was rescinded by the IDED Board.

Number of inactive projects	8
Number of projected jobs	600
Projected Total Project Cost	\$218,261,486
Amount of direct funding awarded	\$2,455,000
Amount of direct funding released	\$0
Estimated amount of tax credit benefits awarded	\$9,006,289